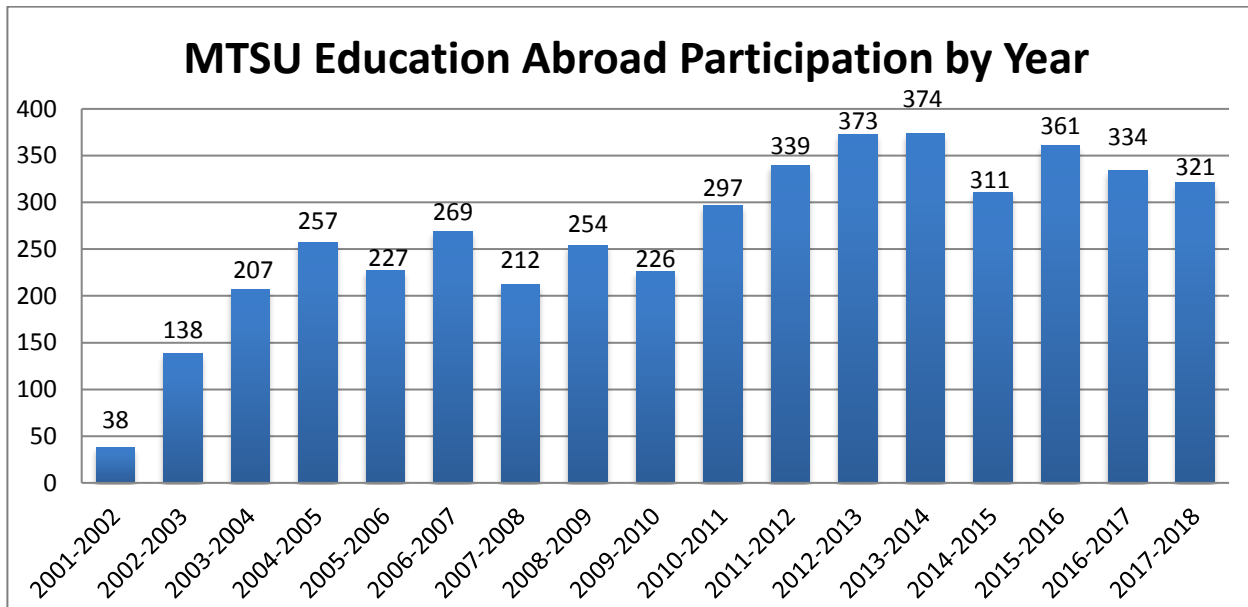


Education Abroad Fast Facts 2017-2018

Statistical Overview

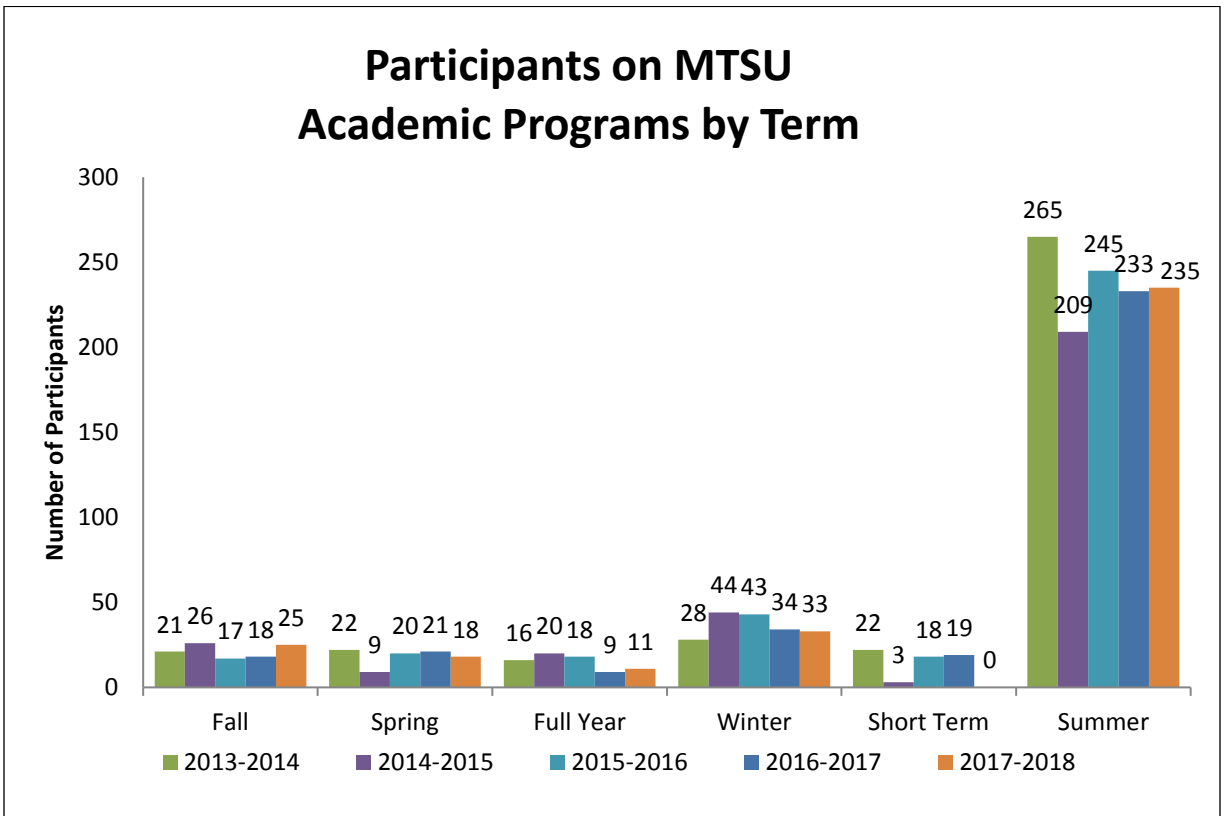
2017-2018 Study Abroad Participants: 321
 2017-2018 Undergraduate Study Abroad Participants: 297
 Total Full-time Undergraduate Enrollment: 15,812
 Percentage of MTSU Undergraduates Studying Abroad: **1.88%**

Breakdown of Data

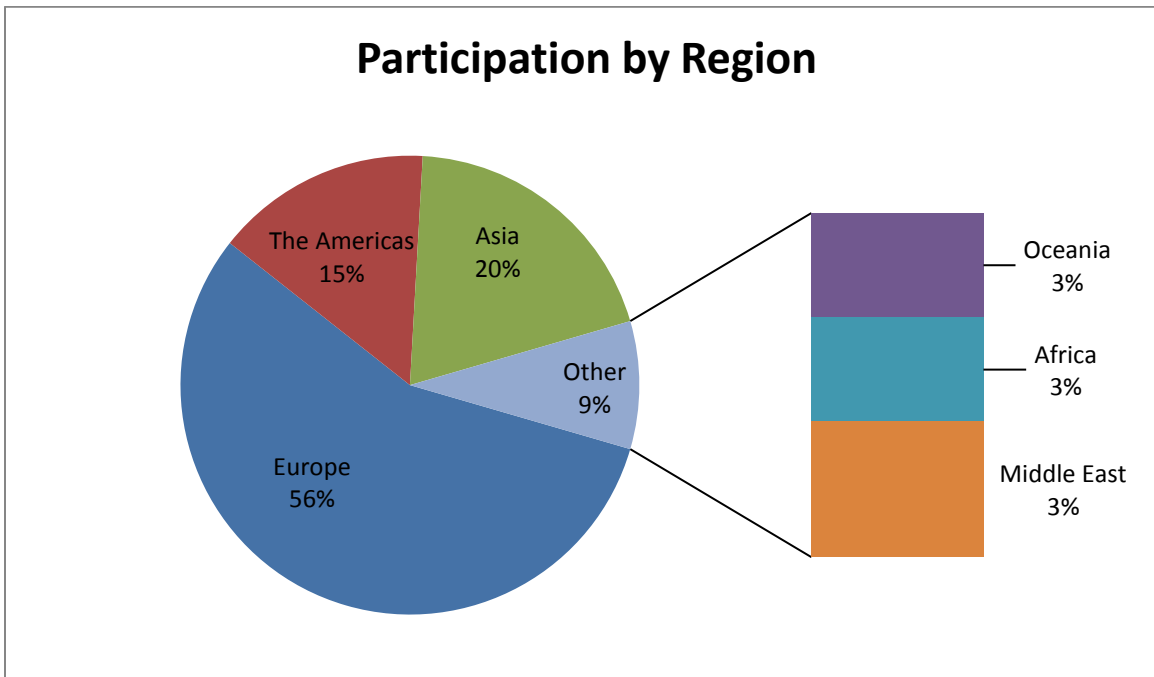


In 2002-2003, the “MT Abroad” Office opened. In the summer of 2008, the “MT Abroad” Office experienced a complete turnover in full-time staff.

2001-02 to 2002-03: +263%	2007-08 to 2008-09: +19%	2013-14 to 2014-15: -17%
2002-03 to 2003-04: +50%	2008-09 to 2009-10: -11%	2014-15 to 2015-16: +14%
2003-04 to 2004-05: +24%	2009-10 to 2010-11: +31%	2015-16 to 2017-17: -7.5%
2004-05 to 2005-06: -13%	2010-11 to 2011-12: +14%	2016-17 to 2017-18: -3.9%
2005-06 to 2006-07: +18%	2011-12 to 2012-13: +10%	
2006-07 to 2007-08: -22%	2012-13 to 2013-14: +1%	

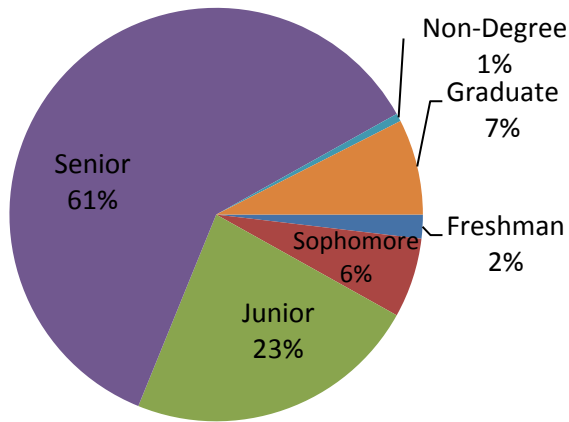


Summer includes May term, as well as regular summer session terms. Winter refers to programs that occur during the December-January break between semesters.



In comparison to national trends for the last year of available data (2015-2016), the top three host regions in education abroad were Europe (54%), The Americas (17%), and Asia (11%).

Participation by Academic Level



According to the latest Open Doors figures (2015-16), U.S. students are most likely to participate in education abroad during their junior year (33%), followed by their senior year (28%), sophomore year (13%), and finally freshman year (4%).

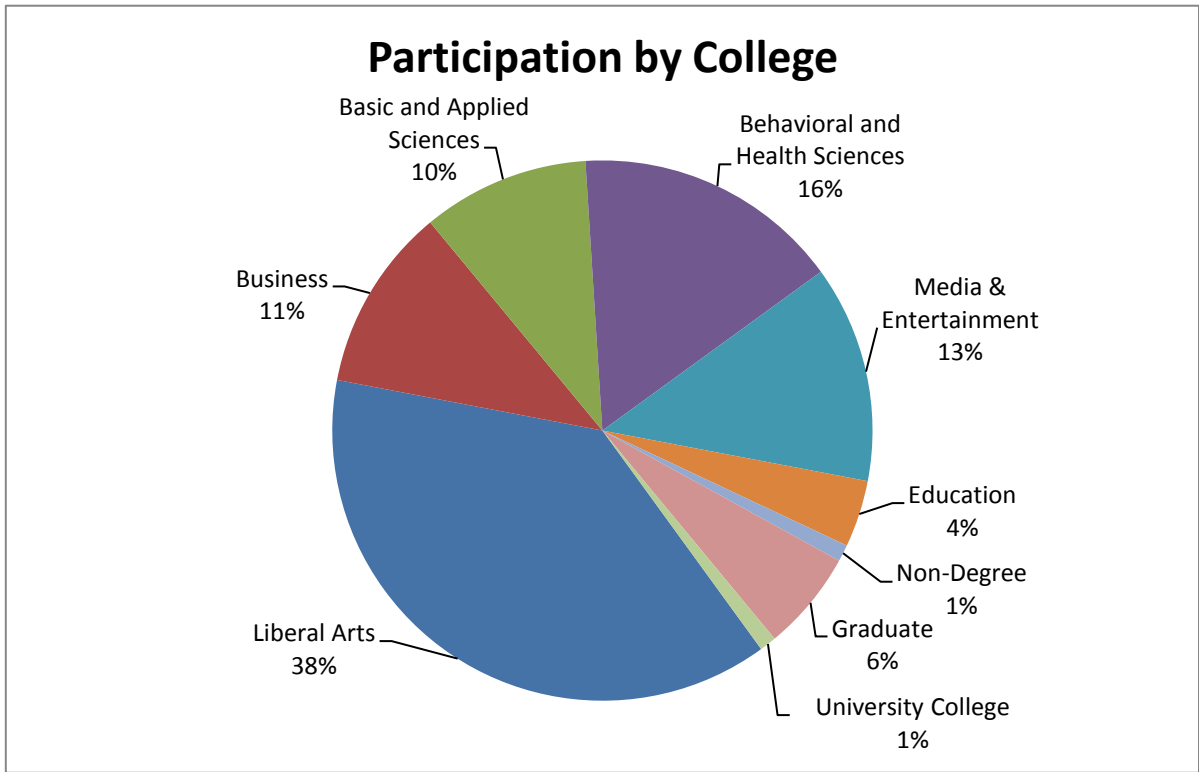
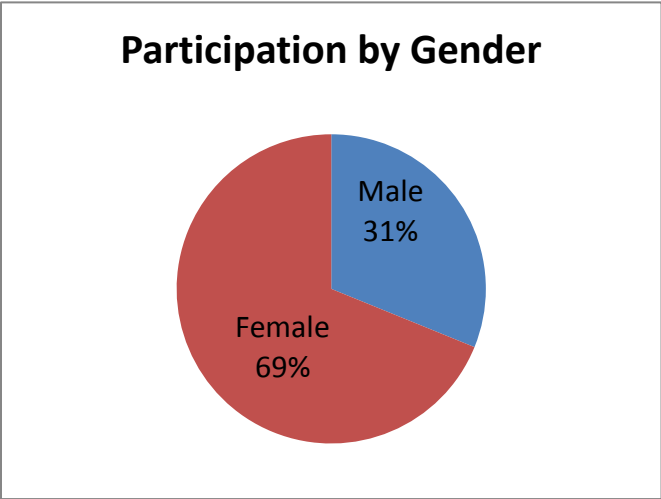
	Top 10 Countries*	TOTAL
1.	United Kingdom	68
2.	France	42
3.	Austria	24
4.	Japan	20
4.	Thailand	20
6.	Brazil	18
7.	Cuba	16
8.	The Netherlands	15
8.	Spain	15
10.	Israel	13

*Some students visited multiple countries during a single program.

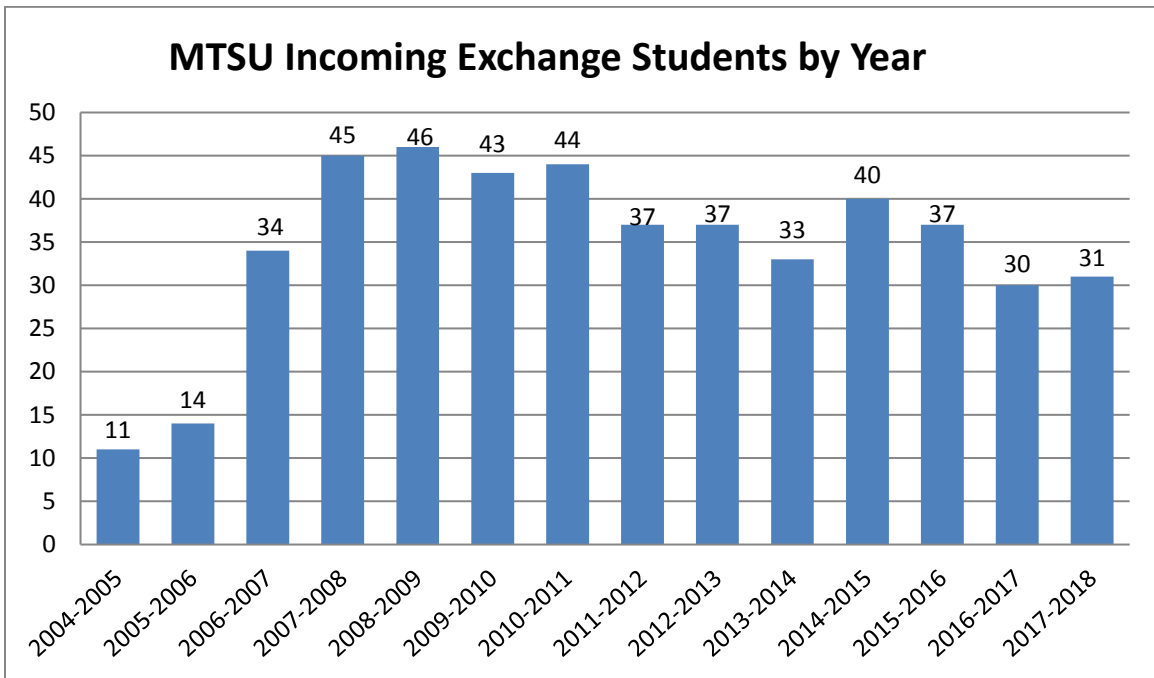
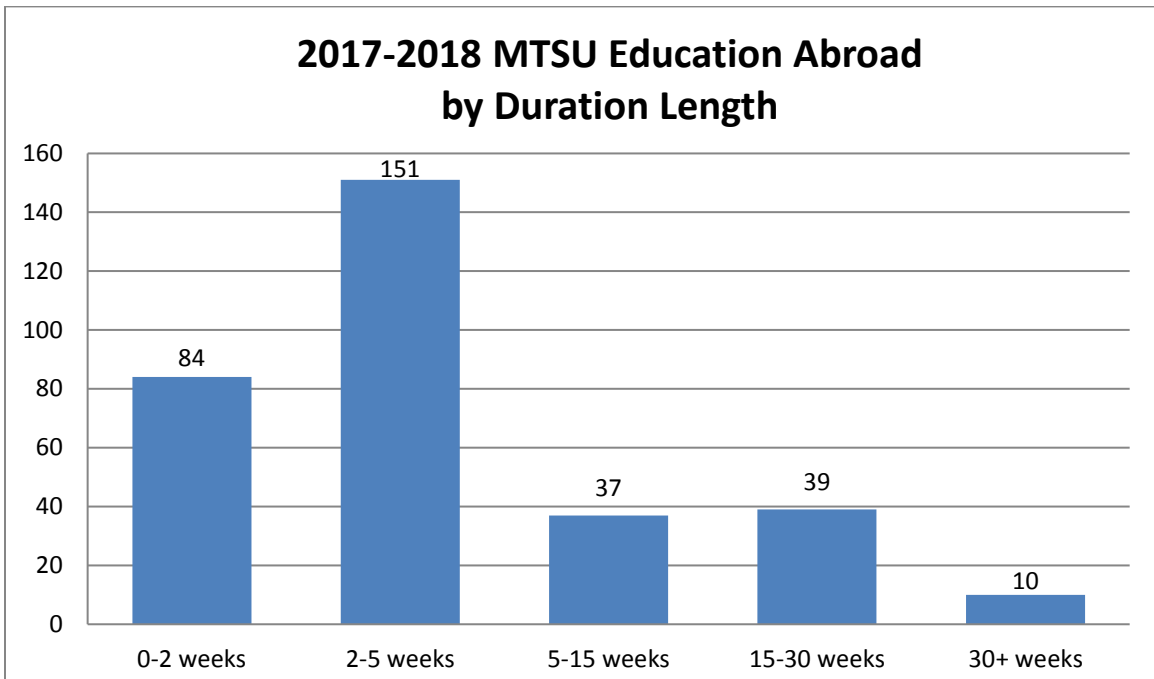
	Top 10 Majors**	TOTAL
1.	Foreign Language ⁺ Spanish (17), Japanese (13), French (5), German (2)	37
2.	Global Studies & Human Geography	26
3.	Recording Industry	18
4.	International Relations	17
5.	Psychology	16
6.	Textiles, Merchandising, and Design	13
7.	Biology	12
7.	Mass Communications	12
7.	Music	12
10.	Information Systems	11

**Students with double majors were recorded twice.

Nationally the gender ratio in education abroad has remained fairly constant over the past eleven years – 66% female and 34% male. MTSU’s gender breakdown is comparable with the national trend.



Over one third of MTSU Study Abroad participants were from only one of the eight colleges on campus (College of Liberal Arts).



MTSU joined ISEP in July 2005 and began exchanging students through ISEP in 2006-2007.

Top Countries of Incoming Exchanges	Total
Japan	13
Germany	6
Taiwan	3
Finland	2
France	2
Belgium	1
Ireland	1
Norway	1
Switzerland	1
United Kingdom	1
TOTAL 10 COUNTRIES	31

Exchange Students

MTSU hosted 31 exchange students from 10 countries during the 2017-2018 academic year.