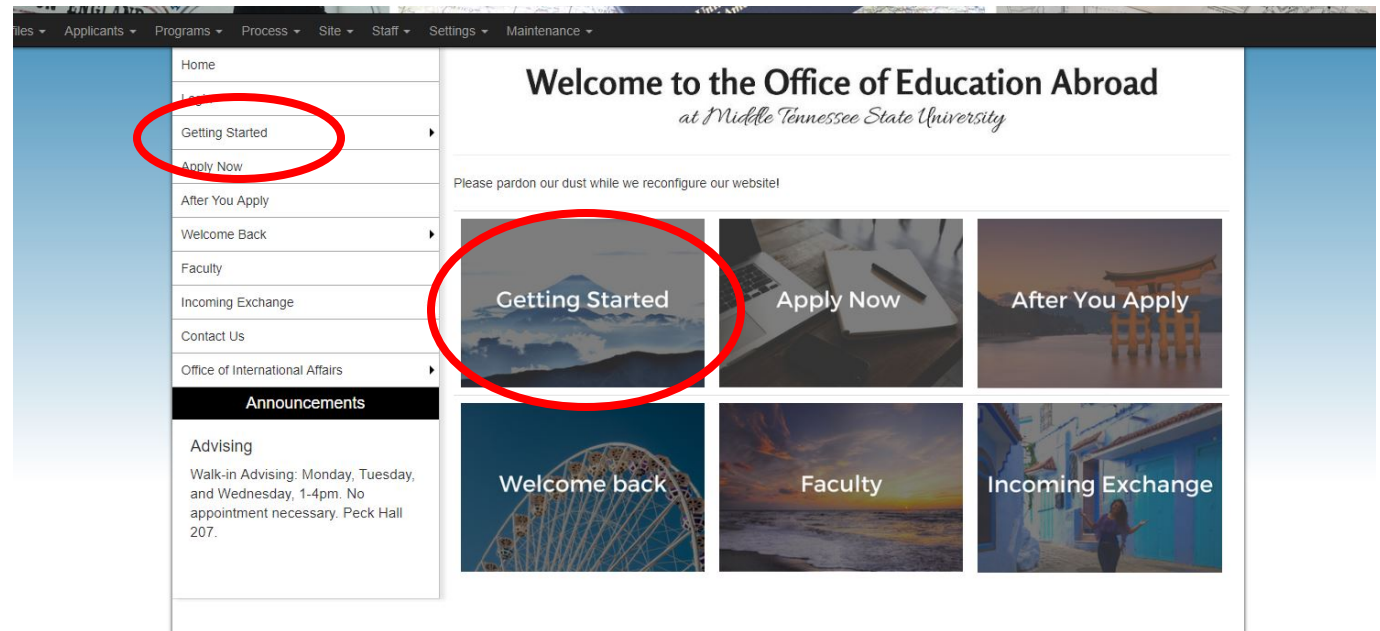


How to apply for the Office of Education Abroad Abroad Global Ambassador Program

Step 1.

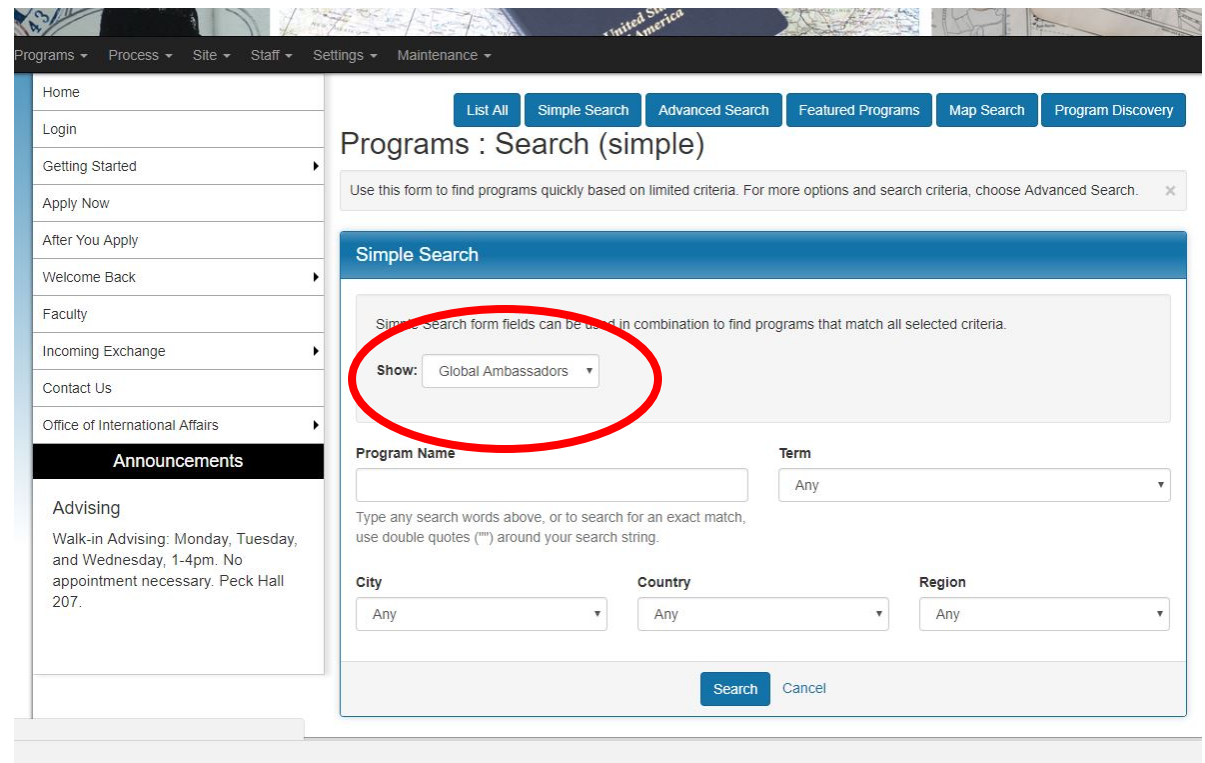
From our home page, select the Getting Started button OR the Getting Started link.

Scroll down to the 'Program Search' option



Step 2.

Use the drop down box and select Global Ambassadors



Step 3.

Select MTSU Global Ambassador Program link

You searched for **Global Ambassadors** programs within any term, sorted by **Program name** in **ascending** order.

[Request Info](#)

Program search results

Program Name ↑
★ MTSU Global Ambassador Program
★ Featured Programs

Step 4.


Select “Apply Now” to log in with your Pipeline credentials and complete the application

Programs : Brochure

[List All](#) [Simple Search](#) [Advanced Search](#) [Featured Programs](#) [Map Search](#)

This page is the brochure for your selected program. You can view the provided information for this program on this page and click [×](#) on the available buttons for additional options.

MTSU Global Ambassador Program (Global Ambassadors Program) ★

Featured: 

Program Terms: Fall, Spring	Apply Now Request Info
Restrictions: MTSU applicants only	
Dates / Deadlines	