

How to apply for the MTSU Office of Education Abroad Scholarship

Step 1.

On the MTSU Office of Education Abroad homepage, click “Program Search”

The screenshot shows the homepage of the MTSU Office of Education Abroad. The navigation menu on the left includes: Home, Login, Students, Policies/Requirements, MTSU Global Ambassadors, Incoming Exchange, MTSU Signature Program Resources, About Us, and Office of International Affairs. Below the menu is an 'Announcements' section with 'Office Hour Reminders' stating: 'Our office hours are Monday - Friday 8:00am - 4:30pm. For advising, please visit us during Walk-In Advising Hours: Monday, Tuesday, & Wednesday: 1-4pm'. The main content area features a large photo of six students in blue 'ISRAEL' t-shirts. Below the photo is the text 'Click the links below to learn more.' and a grid of service tiles: 'GETTING STARTED with Study Abroad', 'ADVISING GUIDES by MAJOR', 'Education Abroad ADVISING', 'PROGRAM SEARCH by MAJOR' (circled in red), 'PROGRAM SEARCH', 'POLICIES & Requirements', 'FUNDING your program', 'Office of Education Abroad SCHOLARSHIPS', 'DATES & DEADLINES', and 'LOGIN TO YOUR ACCOUNT'. The URL at the bottom is 'su.studioabroad.com/index.cfm?FuseAction=Abroad.Vi...'.

Step 2.

Use the drop down box at the “Show” section and select Scholarship.

At the bottom of the screen, select the “Search” button.

The screenshot shows the MTSU Programs Search interface. At the top, there are navigation menus for Process, Site, Staff, Settings, and Maintenance. Below these are several menu items: Home, Login, Students, Policies/Requirements, MTSU Global Ambassadors, Incoming Exchange, MTSU Signature Program Resources, About Us, and Office of International Affairs. An Announcements section is also present, featuring a link to 'Interested in an Exchange Program?' and a 'View All' button.

The main content area is titled 'Programs : Search (simple)'. It includes buttons for 'List All', 'Simple Search', 'Advanced Search', 'Featured Programs', and 'Map Search'. A message box states: 'Use this form to find programs quickly based on limited criteria. For more options and search criteria, choose Advanced Search.' Below this is a 'Simple Search' section with the text: 'Simple Search form fields can be used in combination to find programs that match all selected criteria.' The 'Show:' dropdown menu is set to 'Scholarship'. Other search criteria include 'Program Name', 'Term' (set to 'Any'), 'City' (set to 'Any'), 'Country' (set to 'Any'), and 'Region' (set to 'Any'). The 'Search' button is highlighted with a red circle.

Step 3.

All open Office of Education Abroad Scholarships will appear in a list. Select the correct scholarship by clicking on the scholarship name. Please note: you must apply to the correct scholarship or your application may not be considered; we will not see your application if you apply to the wrong one.

The screenshot shows a web application interface for program search. The top navigation bar includes links for Process, Site, Staff, Settings, and Maintenance. A left sidebar contains a menu with items like Home, Login, Students, Policies/Requirements, MTSU Global Ambassadors, Incoming Exchange, MTSU Signature Program Resources, About Us, and Office of International Affairs. Below the menu is an 'Announcements' section with 'Office Hour Reminders' text and a 'View All' link. The main content area is titled 'Programs : Program Search (results)' and features search filters: List All, Simple Search, Advanced Search, Featured Programs, and Map Search. A text box explains that the list is based on search criteria and provides instructions on how to view details or request information. A light blue box indicates the search criteria: 'Scholarship' programs sorted by 'Program name' in ascending order. A 'Request Info' button is present. Below this is a 'Program search results' table with three rows. The first row is 'MTSU Academic Success Grant - SUMMER 2018'. The second row is 'MTSU Education Abroad Scholarship - FALL 2018 and ACADEMIC YEAR 2018-19', which is circled in red. The third row is 'MTSU Education Abroad Scholarship - SUMMER 2018'. Each row has a 'Save/Share' icon.

Program Name ↑	Save/Share
MTSU Academic Success Grant - SUMMER 2018	
MTSU Education Abroad Scholarship - FALL 2018 and ACADEMIC YEAR 2018-19	
MTSU Education Abroad Scholarship - SUMMER 2018	

Step 4.

To apply, click the “Apply Now” button.

To read more about the scholarship, view the Program Description information at the bottom of the page. We highly encourage you to read the Eligibility Requirements in this description or in the Scholarships section of the website.

Process ▾ Site ▾ Staff ▾ Settings ▾ Maintenance ▾

Home
Login
Students ▾
Policies/Requirements
MTSU Global Ambassadors
Incoming Exchange ▾
MTSU Signature Program Resources
About Us ▾
Office of International Affairs ▾

Announcements



Summer 2018 Scholarship
We are now accepting applications for the Office of Education Abroad Summer 2018 Scholarship. Apply now! Deadline - February 7, 2018

View All ▾

Programs : [List All](#) [Simple Search](#) [Advanced Search](#) [Featured Programs](#) [Map Search](#)

Brochure

This page is the brochure for your selected program. You can view the provided information for this program on this page and click [×](#) on the available buttons for additional options.

MTSU Education Abroad Scholarship - SUMMER 2018 (Scholarship Program)  

Program Terms: Summer

Restrictions: MTSU applicants only

[Dates / Deadlines](#)

[Apply Now](#)

[Request Info](#)

Program Description:

MTSU EDUCATION ABROAD SCHOLARSHIP, Summer 2018 cycle
LATE APPLICATIONS WILL NOT BE CONSIDERED.
DEADLINE: FEBRUARY 7, 2018

Eligibility Requirements: Students must meet ALL 10 criteria for application to be considered.

1. Minimum OVERALL COMBINED GPA requirement of 2.800 for undergraduates; 3.300 for graduates (GPA requirements are FIRM) at the time of application deadline. Students must meet the GPA requirement for their classification (undergraduate or graduate) at the time of the scholarship deadline.

Step 5.

Please select the top option “I have a Pipeline username and password” and log in with your Pipeline credentials.

When you log in, your Pipeline user name should not be your full email address. Ex: if your MTSU email is johndoe5@mtmail.mtsu.edu, please use johndoe5 as your user name.

Alternately, you can use your M# as your user name when you log in.



Security : User Identification Wizard: Step 1 Hide Tips

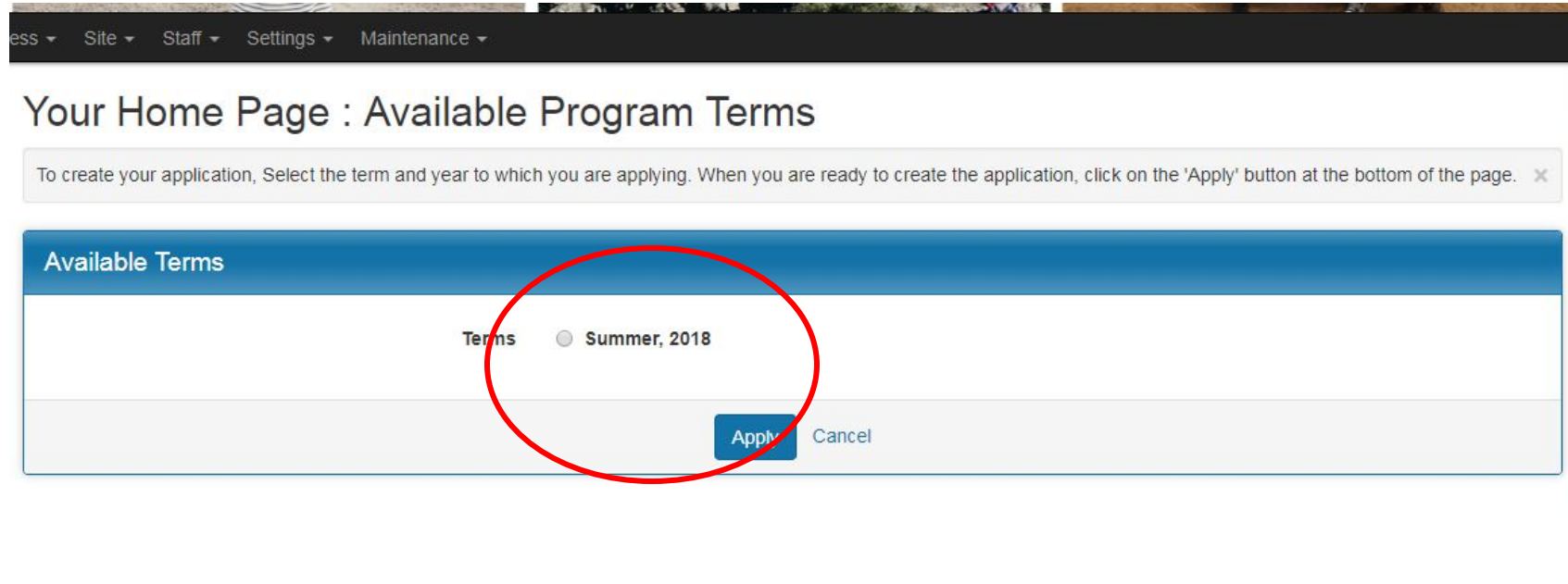
In order to continue, you will need to be logged-in. This wizard will guide you through the steps of authentication.

Please indicate how you will be logging in:

- I have a Pipeline username and password.
- I have login credentials to this site that I received by email.
- I do not have login credentials to this site.

Submit

You will be directed to the Pipeline log-in page. Select the term and “Apply”



ess ▾ Site ▾ Staff ▾ Settings ▾ Maintenance ▾

Your Home Page : Available Program Terms

To create your application, Select the term and year to which you are applying. When you are ready to create the application, click on the 'Apply' button at the bottom of the page. ✕

Available Terms

Terms Summer, 2018

Apply Cancel

Step 6.

On your home page, view your applications on the left. This will include your program application and your scholarship application (if you have applied for one). Click on the application name to continue.

Your Home Page : Melissa Miller - Applicant Home Page

Search Programs

CLICK ON THE PROGRAM NAME BELOW to continue the process.

Applications

Summer, 2018

MTSU Education Abroad Scholarship -
SUMMER 2018 (n/a)
(ID 371135)

Deadline: 02/07/2018
[Withdraw](#)

Profile

No Image

Melissa Miller
Melissa.Miller@mtsu.edu

[Edit Profile](#)

Step 7.

On the Program Application Page, complete BOTH the Application Questionnaire and the Signature Document. Your application is complete if and only if the boxes next to these are checked off as received. Any application you complete in our system will be set up in this way: Program information on the left, application requirements on the right.

Program Application Page (Pre-Decision) Hide Tips

PRE-APPROVAL PROCESS: Click on, complete, and submit the EA Participation Approval Form & the EA Participation Approval Signature Document in order for your request to be considered. **PATHWAY PACKET:** You will receive an email when the Pathway Packet documents are available in the right column (typically four weeks prior to the Pathway Packet deadline). **EA SCHOLARSHIP:** Click on, complete, and submit the MTSU Education Abroad Scholarship Application & Scholarship Application Signature in order for your application to be considered.

Application Complete: Please click on and complete the forms not yet marked as received.

Katherine Kovar

Program:	MTSU Education Abroad Scholarship - Winter 2015-16
Term/Year:	Winter, 2015
Deadline:	09/30/2015
Dates:	TBA

Application Questionnaire(s)

Click the following to view and complete the following online questionnaire(s). You may begin a questionnaire and save it for later completion, but note that you must click Submit in order for the questionnaire to be logged as complete and ready for review.

Title	Received
MTSU Education Abroad Scholarship Application	<input checked="" type="checkbox"/>

Signature Documents

Click the following to view and digitally sign important documents to indicate your agreement and understanding.

Title	Received
Scholarship Application Signature	<input checked="" type="checkbox"/>

Announcements

Office Hour Reminders
Office Hours: Our office is typically open during the following times, but please call ahead to be certain. If you need to speak to a specific person, please make an appointment.
Monday - Friday 8:00am - 12:00pm & 1:00pm - 4:30pm

You may have to scroll down to view all the required documents on the screen (especially later in the application process)