



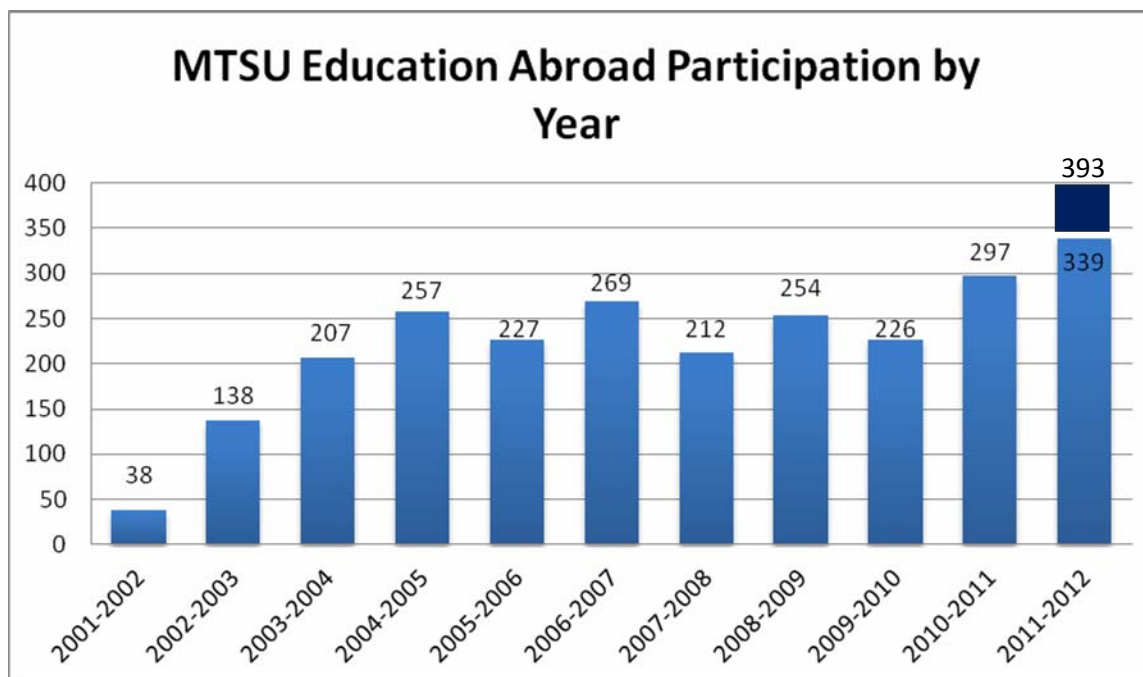
Education Abroad Fast Facts 2011-2012

Statistical Overview

2011-2012 Study Abroad Participants: **339**
2011-2012 Non-Academic Program Participants: **54**
TOTAL Students Served By Education Abroad: **393**

2011-2012 Undergraduate Study Abroad Participants: **321**
Total Full-time Undergraduate Enrollment: **19,408**
Percentage of MTSU Undergraduates Studying Abroad: **1.65%**

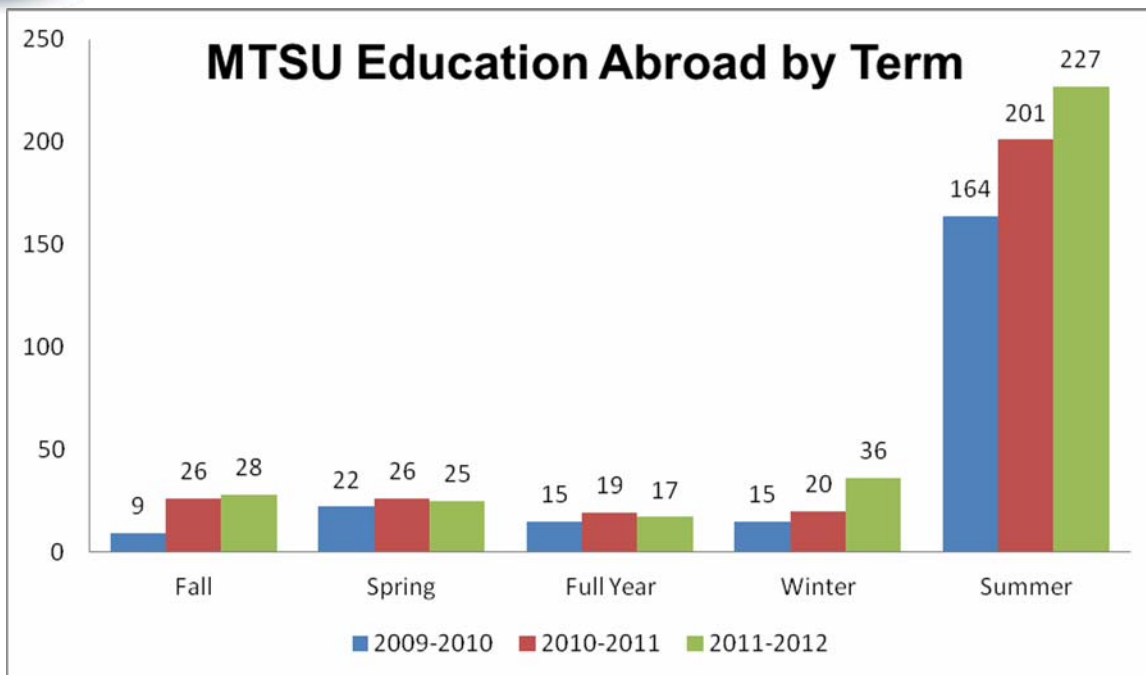
Breakdown of Data



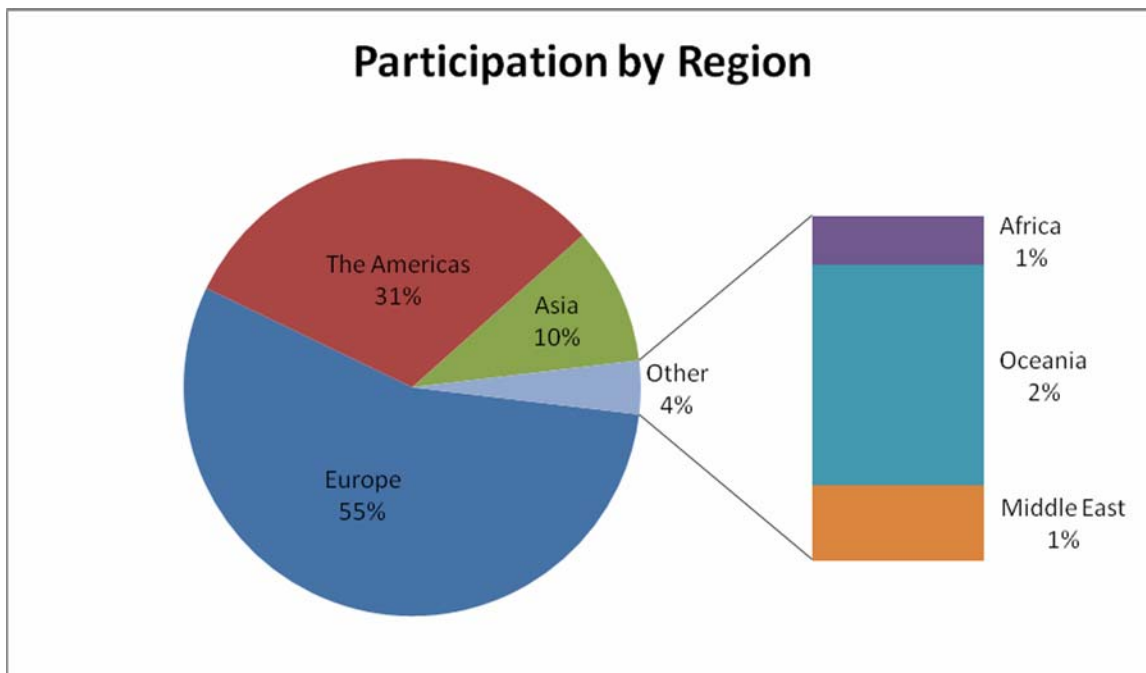
In 2002-2003, the “MT Abroad” Office opened. In the summer of 2008, the “MT Abroad” Office experienced a complete turnover in full-time staff. The change in participation in study abroad between 2010-2011 and 2011-2012 reflects a **14% increase**.

2001-02 to 2002-03: +263%
2002-03 to 2003-04: +50%
2003-04 to 2004-05: +24%
2004-05 to 2005-06: **-13%**
2005-06 to 2006-07: +18%

2006-07 to 2007-08: **-22%**
2007-08 to 2008-09: +19%
2008-09 to 2009-10: **-11%**
2009-10 to 2010-11: +31%
2010-11 to 2011-12: +14%



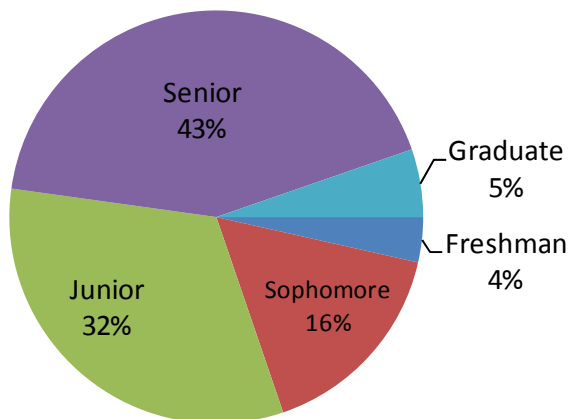
Over the past two years, participation in Fall semester programs has increased **over 200% while** Summer participation **increased 38%**. Summer includes May term, as well as regular summer session terms. Winter refers to programs which occur during the December-January break between semesters.



In comparison to national trends for the last year of available data (2009-2010), the top three host regions in education abroad were Europe (54%), The Americas (16%), and Asia (12%).



Participation by Academic Level



According to the latest Open Doors figures (2009-2010), U.S. students are most likely to participate in education abroad during their junior year (36%), followed by their senior year (21%), sophomore year (13%), and finally freshman year (4%).

	Top 10 Countries*	TOTAL
1.	France	48
2.	Canada	46
3.	United Kingdom	43
4.	Germany	21
5.	Spain	20
6.	Cuba	19
7.	Honduras	17
8.	Italy	15
9.	Argentina	14
10.	Japan	12
10.	Finland	12
10.	Greece	12

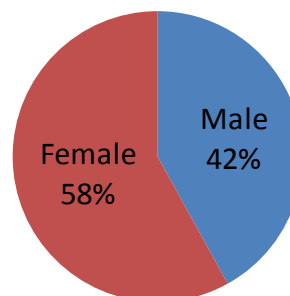
*Some students visited multiple countries during a single program.

	Top 10 Majors**	TOTAL
1.	Foreign Language	33
2.	Global Studies	26
3.	Mass Communications	20
4.	English	18
5.	International Relations	14
5.	Psychology	14
5.	Recording Industry	14
8.	Speech and Theatre	13
9.	History	10
10.	Organizational Communication	9
10.	Art	9

**Students with double majors were recorded twice.

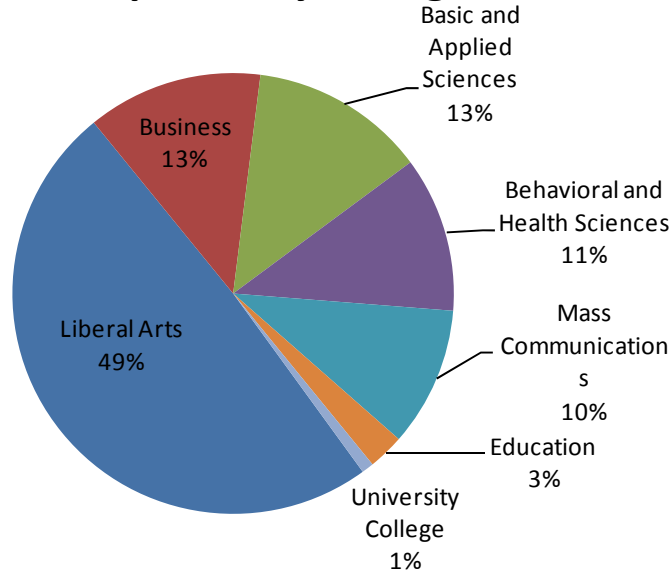
Nationally the gender ratio in education abroad has remained fairly constant over the past ten years – 64% female and 36% male. MTSU’s gender breakdown shows a more even distribution between genders.

Participation by Gender



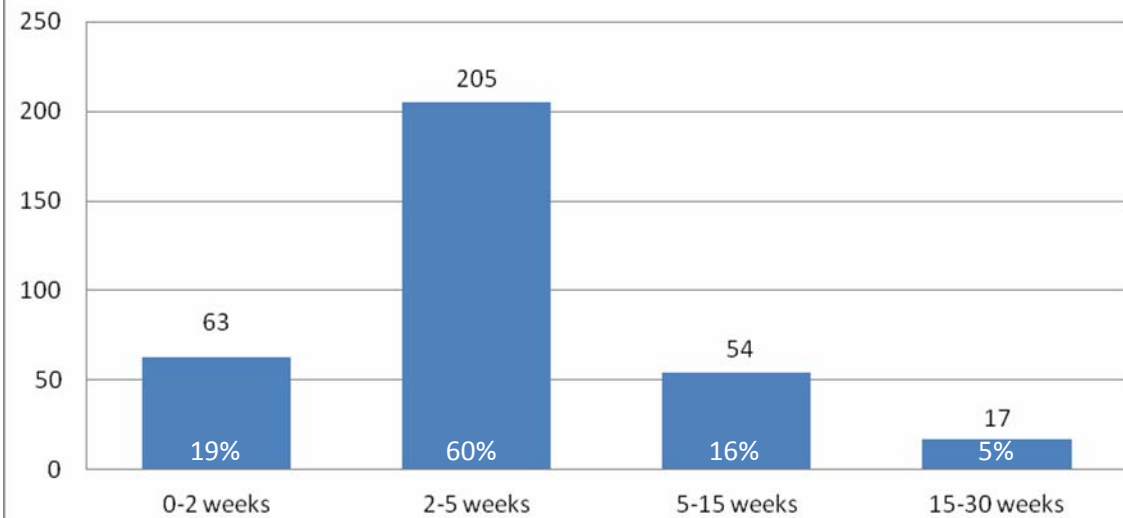


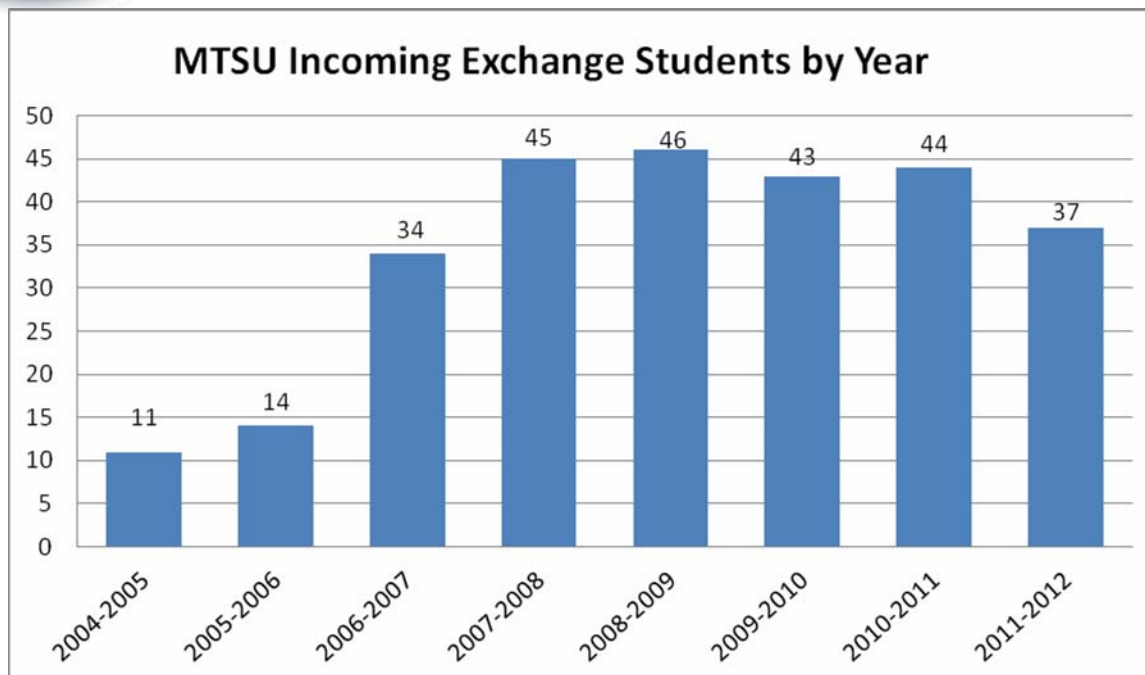
Participation by College



Roughly half of MTSU Study Abroad participants were from only one of the seven colleges on campus (College of Liberal Arts).

2011-2012 MTSU Education Abroad by Duration Length





MTSU joined ISEP in July 2005 and began exchanging students through ISEP in 2006-2007.

Top Countries of Incoming Exchanges		TOTAL
Japan		14
France		5
Taiwan		5
China		3
Germany		3
United Kingdom		2
Finland		1
Hungary		1
Netherlands		1
South Korea		1
Sweden		1
TOTAL	11 COUNTRIES	37

Exchange Students

MTSU hosted 37 exchange students from 11 countries during the 2011-2012 academic year.